

**COUNTY TREASURER'S  
MONTHLY AND QUARTERLY REPORT  
6/30/2023  
Revised**

**SUBMITTED TO: COMMISSIONER'S COURT, PALO PINTO COUNTY**

**PREPARED AND SUBMITTED BY: DEANNA COPELAND, COUNTY TREASURER**

---

This report is made in accordance with provisions of Gov. Code 2256, The Public Funds Investment Act, which require quarterly reporting of investment transactions for county funds to the commissioner's court. The investments held in Palo Pinto County's portfolio comply with the Public Funds Investment and with County's policy and strategies.

ACCOUNT NAME	BEGINNING CASH BALANCE	CASH RECEIPTS	CASH DISBURSEMENTS	ENDING CASH BALANCE
2023 010 GENERAL FUND				
CASH - GEN FUND	7,575,753.69	655,896.94	1,317,480.58-	6,914,170.05
INVESTMENTS - GEN FUND	<u>12,476,143.68</u>	<u>56,549.41</u>	<u>.00</u>	<u>12,532,693.09</u>
FUND TOTALS	20,051,897.37	712,446.35	1,317,480.58-	19,446,863.14
2023 011 ROAD & BRIDGE - PRCT #1				
CASH - R & B #1	339,495.10	16,253.79	48,595.87-	307,153.02
INVESTMENTS - R & B #1	<u>687,720.61</u>	<u>3,117.17</u>	<u>.00</u>	<u>690,837.78</u>
FUND TOTALS	1,027,215.71	19,370.96	48,595.87-	997,990.80
2023 012 ROAD & BRIDGE - PRCT #2				
CASH - PRCT #2	522,766.04	23,550.94	111,154.16-	435,162.82
INVESTMENTS - PRCT #2	<u>1,077,986.51</u>	<u>4,886.09</u>	<u>.00</u>	<u>1,082,872.60</u>
FUND TOTALS	1,600,752.55	28,437.03	111,154.16-	1,518,035.42
2023 013 ROAD & BRIDGE - PRCT #3				
CASH - PRCT #3	573,411.95	22,820.79	32,607.22-	563,625.52
INVESTMENTS - PRCT #3	<u>792,806.02</u>	<u>3,593.47</u>	<u>.00</u>	<u>796,399.49</u>
FUND TOTALS	1,366,217.97	26,414.26	32,607.22-	1,360,025.01
2023 014 ROAD & BRIDGE - PRCT #4				
CASH - PRCT #4	485,837.75	20,471.16	88,382.63-	417,926.28
INVESTMENTS - PRCT #4	<u>969,586.88</u>	<u>4,394.75</u>	<u>.00</u>	<u>973,981.63</u>
FUND TOTALS	1,455,424.63	24,865.91	88,382.63-	1,391,907.91
GRAND TOTALS	<u>25,501,508.23</u>	<u>811,534.51</u>	<u>1,598,220.46-</u>	<u>24,714,822.28</u>

ACCOUNT NAME	BEGINNING CASH BALANCE	CASH RECEIPTS	CASH DISBURSEMENTS	ENDING CASH BALANCE
2023 015 CETRZ FUND				
CASH IN BANK - CERTZ	<u>.01-</u>	<u>.00</u>	<u>.00</u>	<u>.01-</u>
FUND TOTALS	.01-	.00	.00	.01-
2023 023 HISTORICAL COMMISSION				
CASH - HISTORICAL COMMISSION	<u>28,931.14</u>	<u>135.28</u>	<u>100.00-</u>	<u>28,966.42</u>
FUND TOTALS	28,931.14	135.28	100.00-	28,966.42
2023 024 MARLOW CEMETERY TRUST				
CASH IN BANK	<u>1,010.97</u>	<u>4.73</u>	<u>.00</u>	<u>1,015.70</u>
FUND TOTALS	1,010.97	4.73	.00	1,015.70
2023 025 CO ATTORNEY - (SPECIAL REV)				
CASH - CO ATTY (SP REV)	<u>1,193.66</u>	<u>5.59</u>	<u>.00</u>	<u>1,199.25</u>
FUND TOTALS	1,193.66	5.59	.00	1,199.25
2023 030 DISTRICT ATTORNEY (SP REV)				
CASH - D A (SP REV)	<u>1,629.94</u>	<u>7.60</u>	<u>.00</u>	<u>1,637.54</u>
FUND TOTALS	1,629.94	7.60	.00	1,637.54
2023 032 TAX ASSESSOR-COLLECTOR(SP REV)				
CASH IN BANK	<u>10,718.62</u>	<u>232.26</u>	<u>.00</u>	<u>10,950.88</u>
FUND TOTALS	10,718.62	232.26	.00	10,950.88
2023 035 HOTEL/MOTEL OCCUPANCY TAX				
CASH - HOTEL/MOTEL TAX	<u>71,284.41</u>	<u>3,160.65</u>	<u>.00</u>	<u>74,445.06</u>
INVESTMENTS - HOTEL/MOTEL TAX	<u>21,924.27</u>	<u>99.37</u>	<u>.00</u>	<u>22,023.64</u>
FUND TOTALS	93,208.68	3,260.02	.00	96,468.70
2023 037 CO ATTY PRETRIAL INTERVENTION				
CASH	<u>36,327.35</u>	<u>168.11</u>	<u>766.62-</u>	<u>35,728.84</u>
FUND TOTALS	36,327.35	168.11	766.62-	35,728.84
2023 038 OPIOID SETTLEMENT				
CASH - OPIOID SETTLEMENT	<u>39,436.57</u>	<u>184.94</u>	<u>.00</u>	<u>39,621.51</u>
FUND TOTALS	39,436.57	184.94	.00	39,621.51
2023 042 D.A. FORFEITURE FUND				
CASH - D A FORFEITURE	<u>86,418.69</u>	<u>403.27</u>	<u>854.80-</u>	<u>85,967.16</u>
FUND TOTALS	86,418.69	403.27	854.80-	85,967.16
2023 045 SHERIFF DEPT FORFEITURE FUND				
CASH - S.O. FORFEITURE FUND	<u>1,246.85</u>	<u>5.84</u>	<u>.00</u>	<u>1,252.69</u>
INVESTMENTS - SHERIFF FORFEITU	<u>36,810.65</u>	<u>166.85</u>	<u>.00</u>	<u>36,977.50</u>
FUND TOTALS	38,057.50	172.69	.00	38,230.19
2023 046 AMERICAN RESCUE PLAN ACT-2021				
CASH-AMERICAN RESCUE PLAN ACT	<u>5,881,961.88</u>	<u>26,660.04</u>	<u>.00</u>	<u>5,908,621.92</u>
FUND TOTALS	5,881,961.88	26,660.04	.00	5,908,621.92
GRAND TOTALS	<u>6,218,894.99</u>	<u>31,234.53</u>	<u>1,721.42-</u>	<u>6,248,408.10</u>

ACCOUNT NAME	BEGINNING CASH BALANCE	CASH RECEIPTS	CASH DISBURSEMENTS	ENDING CASH BALANCE
2023 049 ELECTION SERVICES FUND				
CASH IN BANK - ELECTION SERV	9,343.33	43.76	.00	9,387.09
FUND TOTALS	9,343.33	43.76	.00	9,387.09
2023 050 COUNTY CLERK - PRF ACCOUNT				
CASH IN BANK - PRF	198,599.62	15,650.86	1,719.60-	212,530.88
INVESTMENTS - PRF FUND	695,516.02	3,152.49	.00	698,668.51
FUND TOTALS	894,115.64	18,803.35	1,719.60-	911,199.39
2023 051 DISTRICT CLERK - PRF ACCOUNT				
CASH IN BANK - PRF #3	52,981.23	1,683.25	.00	54,664.48
INVESTMENTS - DIST CLERK PRF	69,012.96	312.81	.00	69,325.77
FUND TOTALS	121,994.19	1,996.06	.00	123,990.25
2023 052 PRESERVATION OF RECORDS FUND				
CASH IN BANK - PRF #2	23,196.69	213.33	.00	23,410.02
INVESTMENTS - PRESERV OF RECOR	79,630.34	360.93	.00	79,991.27
FUND TOTALS	102,827.03	574.26	.00	103,401.29
2023 053 JUVENILE CASE MANAGER FUND				
CASH IN BANK	13,104.20	949.57	.00	14,053.77
FUND TOTALS	13,104.20	949.57	.00	14,053.77
2023 054 LAW LIBRARY FUND				
CASH IN BANK - LAW LIBRARY	15,415.68	1,613.48	916.26-	16,112.90
INVESTMENTS - LAW LIBRARY	94,036.08	426.16	.00	94,462.24
FUND TOTALS	109,451.76	2,039.64	916.26-	110,575.14
2023 055 COURTHOUSE SECURITY FEE FUND				
CASH IN BANK - SECURITY FEE	12,400.55	51,743.15	18,625.77-	45,517.93
INVESTMENTS - COURTHOUSE SEC	8,296.40	37.61	.00	8,334.01
FUND TOTALS	20,696.95	51,780.76	18,625.77-	53,851.94
2023 056 TECHNOLOGY FUND				
CASH IN BANK - TECH FUND	20,848.58	883.45	265.02-	21,467.01
INVESTMENTS - TECHNOLOGY FUND	84,939.02	385.00	.00	85,324.02
FUND TOTALS	105,787.60	1,268.45	265.02-	106,791.03
2023 057 JUSTICE COURT SECURITY FUND				
CASH - JUSTICE SECURITY FEE	38,725.95	395.67	.00	39,121.62
FUND TOTALS	38,725.95	395.67	.00	39,121.62
2023 058 EMPLOYEE FUND				
CASH - EMPLOYEE FUND	3,935.22	132.72	159.20-	3,908.74
FUND TOTALS	3,935.22	132.72	159.20-	3,908.74
2023 059 COUNTY SPECIALTY COURT				
CASH IN BANK	8,588.95	356.65	.00	8,945.60
FUND TOTALS	8,588.95	356.65	.00	8,945.60
2023 063 I & S FUND - CERT OF OBLIGATIO				
CASH - I&S/TWDB	5,623.51	358.20	.00	5,981.71
FUND TOTALS	5,623.51	358.20	.00	5,981.71
GRAND TOTALS	1,434,194.33	78,699.09	21,685.85-	1,491,207.57

ACCOUNT NAME	BEGINNING CASH BALANCE	CASH RECEIPTS	CASH DISBURSEMENTS	ENDING CASH BALANCE
2023 070 TX CAPITAL FUND-TX BEST PROTEI				
CASH - TX CAPITAL FUND	<u>100.00</u>	<u>.00</u>	<u>.00</u>	<u>100.00</u>
FUND TOTALS	100.00	.00	.00	100.00
2023 071 CAPITAL PROJECTS FUND				
CASH-CERTIFICATES OF OBLIGATIO	78,642.77	368.77	.00	79,011.54
CASH - CERT OF OBLIGATION	<u>338,881.81</u>	<u>3,620.29</u>	<u>.00</u>	<u>342,502.10</u>
FUND TOTALS	417,524.58	3,989.06	.00	421,513.64
2023 072 CAPITAL PROJECTS FUND(DEMPSEY)				
CASH - CAP PROJ(DEMPSEY)	234,699.72	7,360.40	.00	242,060.12
INVESTMENTS-CAP PROJ(DEMPSEY)	<u>349,143.80</u>	<u>1,582.53</u>	<u>.00</u>	<u>350,726.33</u>
FUND TOTALS	583,843.52	8,942.93	.00	592,786.45
2023 073 CAPITAL PROJECTS FUND(HAVA)				
CASH - CAP PROJ(HAVA)	<u>47,402.67</u>	<u>222.26</u>	<u>.00</u>	<u>47,624.93</u>
FUND TOTALS	47,402.67	222.26	.00	47,624.93
2023 074 CAPITAL IMPROVEMENTS FUND				
CASH - CAP IMPROVEMENTS FUND	666,287.87	3,092.21	8,300.00-	661,080.08
INVESTMENTS - CAPITAL IMP	<u>428,367.61</u>	<u>1,941.62</u>	<u>.00</u>	<u>430,309.23</u>
FUND TOTALS	1,094,655.48	5,033.83	8,300.00-	1,091,389.31
2023 075 COURT FACILITY FUND				
CASH IN BANK-COURT FACILITY FU	<u>12,248.67</u>	<u>920.08</u>	<u>.00</u>	<u>13,168.75</u>
FUND TOTALS	12,248.67	920.08	.00	13,168.75
2023 082 JP 2				
CASH IN BANK - JP #2	<u>1,653.73</u>	<u>1,947.54</u>	<u>2,784.73-</u>	<u>816.54</u>
FUND TOTALS	1,653.73	1,947.54	2,784.73-	816.54
2023 083 JUSTICE OF THE PEACE-PRCT # 3				
CASH IN BANK - JP # 3	<u>5,781.27</u>	<u>13,097.24</u>	<u>5,781.27-</u>	<u>13,097.24</u>
FUND TOTALS	5,781.27	13,097.24	5,781.27-	13,097.24
2023 084 JP # 4				
CASH IN BANK - JP # 4	<u>5,392.14</u>	<u>13,728.19</u>	<u>7,099.74-</u>	<u>12,020.59</u>
FUND TOTALS	5,392.14	13,728.19	7,099.74-	12,020.59
2023 085 JUSTICE OF THE PEACE-PRCT # 5				
CASH IN BANK - JP # 5	<u>13,770.74</u>	<u>17,591.52</u>	<u>15,822.54-</u>	<u>15,539.72</u>
FUND TOTALS	13,770.74	17,591.52	15,822.54-	15,539.72
2023 086 HRA FUND				
CASH - HRA FUND	<u>16,883.92</u>	<u>75.90</u>	<u>826.59-</u>	<u>16,133.23</u>
FUND TOTALS	16,883.92	75.90	826.59-	16,133.23
2023 087 COUNTY TREASURER'S ACCOUNTS				
CASH IN BANK - CO TREAS	<u>27,424.46</u>	<u>25,035.91</u>	<u>.00</u>	<u>52,460.37</u>
FUND TOTALS	27,424.46	25,035.91	.00	52,460.37
GRAND TOTALS	<u>2,226,681.18</u>	<u>90,584.46</u>	<u>40,614.87-</u>	<u>2,276,650.77</u>

ACCOUNT NAME	BEGINNING CASH BALANCE	CASH RECEIPTS	CASH DISBURSEMENTS	ENDING CASH BALANCE
2023 088 COUNTY CLERK AGENCY FUND				
CASH IN BANK - CO CLERK	<u>52,351.63</u>	<u>50,159.00</u>	<u>55,621.63-</u>	<u>46,889.00</u>
FUND TOTALS	52,351.63	50,159.00	55,621.63-	46,889.00
2023 089 JUVENILE REST CHECKING				
CASH- JUV REST CHECKING	<u>220.13</u>	<u>55.04</u>	<u>20.13-</u>	<u>255.04</u>
FUND TOTALS	220.13	55.04	20.13-	255.04
2023 090 DISTRICT CLERK AGENCY FUND				
CASH IN BANK - DIST CLERK	<u>27,716.05</u>	<u>41,140.79</u>	<u>27,759.02-</u>	<u>41,097.82</u>
FUND TOTALS	27,716.05	41,140.79	27,759.02-	41,097.82
2023 092 JUSTICE OF THE PEACE-PRCT # 1				
CASH IN BANK - JP # 1	<u>21,253.99</u>	<u>24,594.67</u>	<u>25,246.89-</u>	<u>20,601.77</u>
FUND TOTALS	21,253.99	24,594.67	25,246.89-	20,601.77
2023 097 PUBLIC WORKS				
CASH IN BANK - PUBLIC WKS	<u>7,586.89</u>	<u>9,655.99</u>	<u>6,976.89-</u>	<u>10,265.99</u>
FUND TOTALS	7,586.89	9,655.99	6,976.89-	10,265.99
GRAND TOTALS	<u>109,128.69</u>	<u>125,605.49</u>	<u>115,624.56-</u>	<u>119,109.62</u>

## Combined Statement Of Cash Receipts And Disbursements From June to June

page 6

ACCOUNT NAME	BEGINNING CASH BALANCE	CASH RECEIPTS	CASH DISBURSEMENTS	ENDING CASH BALANCE
2023 040 D. A. SEIZURE FUND				
CASH - D A SEIZURE	<u>4,146.25</u>	<u>19.44</u>	<u>0.00</u>	<u>4,165.69</u>
FUND TOTAL	4,146.25	19.44	0.00	4,165.69
2023 048 D A STATE FUND				
CASH - DA STATE FUND	<u>6,785.04</u>	<u>26.34</u>	<u>1904.65</u>	<u>4,906.73</u>
FUND TOTAL	6,785.04	26.34	1,904.65	4,906.73
2023 210 JUVENILE PROBATION FUND				
CASH - JUV PROB	59,408.38	19,331.45	29,506.38	49,233.45
CASH - SAVINGS	90.19	0.00	0.00	90.19
INVESTMENTS - JUVENILE PROB	<u>0.00</u>	<u>0.00</u>	<u>0.00</u>	<u>0.00</u>
FUND TOTAL	59,498.57	19,331.45	29,506.38	49,323.64
2023 310 ADULT PROBATION FUND				
CASH - CSCD	77,380.50	84,629.55	53,764.90	108,245.15
INVESTMENTS - ADULT PROB	<u>205,938.07</u>	<u>933.44</u>	<u>0.00</u>	<u>206,871.51</u>
FUND TOTAL	283,318.57	85,562.99	53,764.90	315,116.66
2023 320 CSCD-COLLECTIONS				
CASH - CSCD COLLECTION	<u>36955.74</u>	<u>41344.83</u>	<u>38,146.04</u>	<u>40,154.53</u>
FUND TOTAL	36,955.74	41,344.83	38,146.04	40,154.53
GRAND TOTALS	390,704.17	146,285.05	123,321.97	413,667.25

	BEGINNING CASH BALANCE	CASH RECEIPTS	CASH DISBURSEMENTS	ENDING CASH BALANCE
Page one totals	25,501,508.23	811,534.51	-1,598,220.46	24,714,822.28
Page two totals	6,218,894.99	31,234.53	-1,721.42	6,248,408.10
Page three totals	1,434,194.33	78,699.09	-21,685.85	1,491,207.57
Page four totals	2,226,681.18	90,584.46	-40,614.87	2,276,650.77
Page Five totals	109,128.69	125,605.49	-115,624.56	119,109.62
Page Six totals	390,704.17	146,285.05	-123,321.97	413,667.25
Grand total of all pages	35,881,111.59	1,283,943.13	-1,901,189.13	35,263,865.59

## Quarterly Investment Report for June 2023

<b>General Fund</b>	Beginning Balance	Deposit-Int	Transfer In	Transfer Out	Ending Balance
Simmons Bank Dated 9/10/2019 Money Market Acct #1335					
	\$12,476,143.68	\$56,549.41	\$0.00	\$0.00	\$12,532,693.09
	\$12,476,143.68	\$56,549.41	\$0.00	\$0.00	\$12,532,693.09
Total for Fund					

<b>Road &amp; Bridge Pct #1</b>	Beginning Balance	Deposit-Int	Transfer In	Transfer Out	Ending Balance
Simmons Bank Dated 9/10/2019 Money Market Acct #1394					
	\$687,720.61	\$3,117.17	\$0.00	\$0.00	\$690,837.78
	\$687,720.61	\$3,117.17	\$0.00	\$0.00	\$690,837.78
Total for Fund					

<b>Road &amp; Bridge Pct #2</b>	Beginning Balance	Deposit-Int	Transfer In	Transfer Out	Ending Balance
Simmons Bank Dated 9/10/2019 Money Market Acct #1408					
	\$1,077,986.51	\$4,886.09	\$0.00	\$0.00	\$1,082,872.60
	\$1,077,986.51	\$4,886.09	\$0.00	\$0.00	\$1,082,872.60
Total for Fund					

<b>Road &amp; Bridge Pct #3</b>	Beginning Balance	Deposit-Int	Transfer In	Transfer Out	Ending Balance
Simmons Bank Dated 9/10/2019 Money Market Acct #1416					
	\$792,806.02	\$3,593.47	\$0.00	\$0.00	\$796,399.49
	\$792,806.02	\$3,593.47	\$0.00	\$0.00	\$796,399.49
Total for Fund					

<b>Road &amp; Bridge Pct #4</b>	Beginning Balance	Deposit-Int	Transfer In	Transfer Out	Ending Balance
Simmons Bank Dated 9/10/2019 Money Market Acct #1424					
	\$969,586.88	\$4,394.75	\$0.00	\$0.00	\$973,981.63
	\$969,586.88	\$4,394.75	\$0.00	\$0.00	\$973,981.63
Total for Fund					

<b>County Clerk Preservation Records</b>	Beginning Balance	Deposit-Int	Transfer In	Transfer Out	Ending Balance
Simmons Bank Dated 9/10/2019 Money Market Acct #1300					
	\$695,516.02	\$3,152.49	\$0.00	\$0.00	\$698,668.51
	\$695,516.02	\$3,152.49	\$0.00	\$0.00	\$698,668.51
Total for Fund					

<b>Palo Pinto Courthouse Security Fee Fund</b>	Beginning Balance	Deposit-Int	Transfer In	Transfer Out	Ending Balance
Simmons Bank Dated 9/10/2019 Money Market Acct #1319					
	\$8,296.40	\$37.61	\$0.00	\$0.00	\$8,334.01
	\$8,296.40	\$37.61	\$0.00	\$0.00	\$8,334.01
Total for Fund					

<b>Capital Projects (Dempse)</b>	Beginning Balance	Deposit-Int	Transfer In	Transfer Out	Ending Balance
Simmons Bank Dated 9/10/2019 Money Market Acct #1602					
	\$349,143.80	\$1,582.53	\$0.00	\$0.00	\$350,726.33
	\$349,143.80	\$1,582.53	\$0.00	\$0.00	\$350,726.33
Total for Fund					

<b>Capital Improvements Fund</b>	Beginning Balance	Deposit-Int	Transfer In	Transfer Out	Ending Balance
Simmons Bank Dated 9/10/2019 Money Market Acct #1297					
	\$428,367.61	\$1,941.62	\$0.00	\$0.00	\$430,309.23
	\$428,367.61	\$1,941.62	\$0.00	\$0.00	\$430,309.23
Total for Fund					

<b>29th Judicial District CSCD</b>	Beginning Balance	Deposit-Int	Transfer In	Transfer Out	Ending Balance
Simmons Bank Dated 9/10/2019 Money Market Acct #1270					
	\$205,938.07	\$933.44	\$0.00	\$0.00	\$206,871.51
	\$205,938.07	\$933.44	\$0.00	\$0.00	\$206,871.51
Total for Fund					

<b>Juvenile Probation Fund</b>	Beginning Balance	Deposit-Int	Transfer In	Transfer Out	Ending Balance
Simmons Bank Dated 9/10/2019 Money Market Acct #1351					
	\$0.00	\$0.00	\$0.00	\$37,201.45	\$0.00
	\$0.00	\$0.00	\$0.00	\$37,201.45	\$0.00
Total for Fund					

<b>Hotel Tax Fund</b>	Beginning Balance	Deposit-Int	Transfer In	Transfer Out	Ending Balance
Simmons Bank Dated 9/10/2019 Money Market Acct #1343					
	\$21,924.27	\$99.37	\$0.00	\$0.00	\$22,023.64
	\$21,924.27	\$99.37	\$0.00	\$0.00	\$22,023.64
Total for Fund					

<b>District Clerk Preservation Records</b>	Beginning Balance	Deposit-Int	Transfer In	Transfer Out	Ending Balance
Simmons Bank Dated 9/10/2019 Money Market Acct #1327					
	\$69,012.96	\$312.81	\$0.00	\$0.00	\$69,325.77
	\$69,012.96	\$312.81	\$0.00	\$0.00	\$69,325.77
Total for Fund					

<b>Palo Pinto County Preservation Records</b>	Beginning Balance	Deposit-Int	Transfer In	Transfer Out	Ending Balance
Simmons Bank Dated 9/10/2019 Money Market Acct #1378					
	\$79,630.34	\$360.93	\$0.00	\$0.00	\$79,991.27
	\$79,630.34	\$360.93	\$0.00	\$0.00	\$79,991.27
Total for Fund					

<b>Sheriff Forfeiture Fund</b>	Beginning Balance	Deposit-Int	Transfer In	Transfer Out	Ending Balance
Simmons Bank Dated 9/10/2019 Money Market Acct #1432					
	\$36,810.65	\$166.85	\$0.00	\$0.00	\$36,977.50
	\$36,810.65	\$166.85	\$0.00	\$0.00	\$36,977.50
Total for Fund					

<b>Technology Fund</b>	Beginning Balance	Deposit-Int	Transfer In	Transfer Out	Ending Balance
Simmons Bank Dated 9/10/2019 Money Market Acct #1440					
	\$84,939.02	\$385.00	\$0.00	\$0.00	\$85,324.02
	\$84,939.02	\$385.00	\$0.00	\$0.00	\$85,324.02
Total for Fund					

<b>Law Library Fund</b>	Beginning Balance	Deposit-Int	Transfer In	Transfer Out	Ending Balance
Simmons Bank Dated 9/10/2019 Money Market Acct #8812					
	\$94,036.08	\$426.16	\$0.00	\$0.00	\$94,462.24
	\$94,036.08	\$426.16	\$0.00	\$0.00	\$94,462.24
Total for Fund					

**\$18,159,798.62**

PALO PINTO COUNTY  
PZL2079

Deposit Balance Collateral Verification

07/03/2023  
Page 1

Security Description Security Description	Rate	Maturity Date Issue Date	Original Face Current Face	Market Price Market Value	Haircut Required	CUSIP
Pledge collateral As of 07/03/23						
FHLMC MBS GOLD CASH 3.500 20350701	3.500000	07/01/2035 07/01/2015	1,500,000.00 292,856.79	94.756607 277,501.16	110.0000	3128P3BJ9
FHLMC UMBS 15Y FIXED 2.000 20360801	2.000000	08/01/2036 08/01/2021	40,000,000.00 32,160,112.40	88.781302 28,552,166.51	110.0000	3133GEHF8
FHLMC UMBS 15Y FIXED 2.000 20360801	2.000000	08/01/2036 07/01/2021	5,325,000.00 4,218,332.57	88.777986 3,744,950.70	110.0000	3133L8NH4
FNMA MBS BLLN MULTI 7- 1.480 20280401	1.480000	04/01/2028 04/01/2021	5,600,000.00 5,365,956.68	86.596122 4,646,710.39	110.0000	3140LB4P5
FNMA UMBS INT 20 YEAR 2.500 20410301	2.500000	03/01/2041 03/01/2021	5,290,000.00 4,219,265.07	87.905787 3,708,978.17	110.0000	3140QHMH5
FNMA UMBS INT 15 YEAR 2.000 20360401	2.000000	04/01/2036 04/01/2021	6,000,000.00 4,609,085.04	88.721251 4,089,237.91	110.0000	3140QKHS0
FNMA UMBS INT 15 YEAR 2.000 20360601	2.000000	06/01/2036 05/01/2021	9,900,000.00 8,354,975.51	88.718825 7,412,436.10	110.0000	3140QKZH4
Totals		Original Face/Par Current Face	73,615,000.00 59,220,584.05	52,431,980.94	Market Value	
Deposit Information	Current Balance 06/30/2023		37,716,960.25	Minimum Coll. Required		40,783,960.82
	FDIC Insurance		640,632.23	Variance		128.56%
	Other Balance		.00			
	Net Deposit		37,076,328.02			

SIMMONS BANK  
501 S. MAIN STREET  
PINE BLUFF, AR 71601

07/03/2023  
Relationship Officer: Brandi Rhoades, 940-468-4859  
Treasury Management Officer: Chris Stephens, 972-624-2906


Deposit Balance Collateral Verification Statement





PALO PINTO COUNTY  
PO BOX 75  
PALO PINTO, TX 76484-0075


We, the undersigned County Judge and Commissioners in and for Palo Pinto County, County Treasurer's Monthly Report and Quarterly Investment Report for **June 30, 2023** filed with us on the 22nd day of April 2024, and have found the same to be correct and in due order and that the total of all funds held by the County Treasurer, as well as other assets in her hands is the sum of \$35,263,865.59.


WITNESS OUR HANDS, officially, this 22nd day of April 2024.

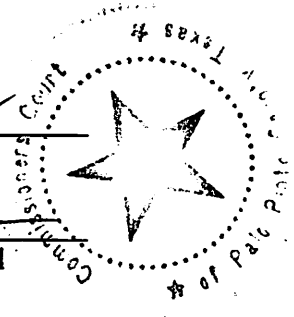
  
\_\_\_\_\_  
COUNTY JUDGE

  
\_\_\_\_\_  
COMMISSIONER PRECINCT NO. 1

  
\_\_\_\_\_  
COMMISSIONER PRECINCT NO. 2

  
\_\_\_\_\_  
COMMISSIONER PRECINCT NO. 3

  
\_\_\_\_\_  
COMMISSIONER PRECINCT NO. 4




SWORN TO AND SUBSCRIBED BEFORE ME, County Judge and County Commissioners of said Palo Pinto County, each respectively, on this 22<sup>nd</sup> day of April 2024.

BEFORE ME, the undersigned authority, on this day personally appeared Deanna Copeland, County Treasurer of Palo Pinto County, says that the within and foregoing report is true and correct.

  
\_\_\_\_\_  
COUNTY TREASURER

FILED FOR RECORD THIS 22<sup>nd</sup> day of April 2024 and recorded  
22<sup>nd</sup> day of April 2024.

  
\_\_\_\_\_  
COUNTY CLERK